



Kentucky High School Athletic Association

2280 Executive Drive ° Lexington, KY 40505 ° www.khsaa.org ° (859)299-5472 (859)293-5999 (fax)

MEMORANDUM

To: Superintendent, Principal, and Athletic Director
North Oldham High School

From: Brigid L. DeVries, Commissioner
Larry Boucher, Assistant Commissioner *LB*


Date: August 22, 2005

Subject: 2004-2005 Title IX Annual Report Forms Submission

Enclosed please find a copy of Form T-65, the 2004-2005 KHSAA Title IX Annual Report Submission Status Report. In addition, you may find an attachment with corrected copies of the forms submitted by your school personnel. Please review this information so the forms can be completed accurately in the future.

Also, KHSAA Audit Team Members may have requested resubmission of some of the 2004-2005 Annual Report Forms or need additional information on your athletic programs. Please submit this information by the date requested if this is applicable. Copies and all KHSAA Title IX documents must be kept current and included in your permanent Title IX File at the school. All documents are subject to Open Records Requests.

Should you need any further information, please do not hesitate to call anytime.



**KHSAA TITLE IX
ANNUAL REPORT SUBMISSION
STATUS REPORT
2004-2005**

KHSAA
Form T65
Revised 4/05

TO: KHSAA Member School Superintendents, Principals, and Athletic Directors

FROM: Brigid L. DeVries, Commissioner
Larry Boucher, Assistant Commissioner

DATE: August 22, 2005

School	North Oldham High School	Reviewed by	Phyllis Catlett
--------	--------------------------	-------------	-----------------

The following is a status report regarding the required 2004 - 2005 Title IX Annual Report submission of forms due into the KHSAA office by April 15, 2005. Appropriate KHSAA Audit Team personnel have reviewed these forms and the following is a summary of this review.

I. Checklist of Forms properly submitted in a satisfactory manner:

✓	GE 19 (Annual Verification)	✓	T-35 (Budget Expenses)
✓	T-1 (Summary Program Chart 1)	✓	T-36 (Budget Expenses)
✓	T-2 (Summary Program Chart 2)	✓	T-41 (Checklist – Overall Interscholastic Program)
✓	T-3 (Summary Program Chart 3)	✓	T-60 (Corrective Action Plan)
✓	T-4 (Summary Program Chart 4)		

II. Status

A.	✓	2004 – 2005 Forms are satisfactory and no further information or action is necessary at this time.
B.		Errors have been noted with respect to the following forms:
C.		The following forms were omitted and must be submitted by school representatives:
D.	✓	<p>Other Recommendation and Comments:</p> <ul style="list-style-type: none"> ▪ It is recommended that at least two students be placed on the Gender Equity Review Committee, and that the meetings be held when they be active members of the Committee, ▪ It is recommended that your Gender Equity Review Committee meet at least once during the fall sports season, once during the winter sports season and once during the spring sports season. ▪ According to the figures submitted regarding participation, it appears that the school is not in compliance with any of the three tests for Athletic Participation Opportunities. The Committee should review all three tests to see how the school can come into compliance with one of the three Opportunities Tests. Perhaps the addition of a freshman team for the girls' program would enable the school to be in compliance. ▪ By effectively surveying the students in grades 9-11 and eighth grade students from feeder schools, the staff would get a feel for what interest students have in various sports. It appears that there is a possibility of growth in soccer for girls according to information provided on Form T-3. ▪ It is also noted that, according to expenditures submitted on Forms T-35 & T-36 that the school spends approximately \$137 more per male athlete than per female athlete. The Committee needs to review this matter. ▪ If the figures are correct on the participation Forms T-1, T-2 & T-3, it appears the boys have the advantage in the participation and should be so noted on Form T-41.



**2004-2005 KENTUCKY HIGH SCHOOL ATHLETIC ASSOCIATION
ANNUAL VERIFICATION OF TITLE IX PROCEDURES**
(To be submitted by April 15, 2005 along with other required forms)

APR 29 2005 The North Oldham High School, Goshen, Kentucky
(Name of High School) (City)

certifies to the Kentucky High School Athletic Association that the following is an accurate and true representation of the facts surrounding compliance with 20 U.S.C. Sections 1681-1688, et. Seq. (also known as Title IX)

I certify the following provisions in accordance with records at the school contained in the permanent Title IX file, and to the best of my knowledge have completed the following tasks (All boxes must be checked).

Established a gender equity committee at the high school. (list committee personnel and provide attachment if necessary)

Name	Address	Phone	Title
Craig Wallace	1815 Hwy. 1793 Goshen, KY 40026	(502) 228-9998	Athletic Director
Tom Clemons	same as above	same as above	Assoc. Campus Principal
Janet Mattern	same as above	same as above	Parent
Debbie Krall	same as above	same as above	Parent
Derek Walcott	same as above	same as above	Head Coach / Teacher
Beth Tatman	same as above	same as above	Head Coach / Teacher
Nancy Martin	same as above	same as above	Head Coach / Teacher

Scheduled a minimum of three meetings during the 2004-2005 school year on the following dates:

- February 15, 2005
- March 21, 2005
- March 28, 2005

Designated the following person(s) as the Title IX coordinator for the school:

Name	Title	Address	Phone
Craig Wallace	Athletic Director	1815 Hwy. 1793 Goshen, KY 40026	(502) 228-9998

Designated the following person(s) as the Title IX coordinator for the district:

Name	Title	Address	Phone
Anne Coorssen	General Counsel	PO Box 218 Buckner, KY 40010	(502) 222-8880

School personnel are continuing to make periodic reviews of the boys' and girls' athletics program reflected in the Corrective Action Plan.

In addition to the above information, the above referenced school maintains a complete permanent file relative to Title IX records including copies of the self-assessment audit, all corrective action plans, and other related materials.

[Signature]
Principal's Signature

04/01 2005
Date

[Signature]
Superintendent Signature

[Signature]
School Board Chairpersons' Signature

2004-2005
ACCOMMODATION OF INTERESTS AND ABILITIES
SUMMARY PROGRAM CHART 1

KHSAA
 Form T1
 Rev. 10/04

Participation Opportunities Test One

		(Column 1)	(Column 2)	(Column 3)	(Column 4)
	Program	Enrollment	Percentage of Total Enrollment	Number of Interscholastic Participants (double and triple count)	Percentage of Total Participation
Row 1	GIRLS	369	52%	224	41.7%
Row 2	BOYS	341	48%	313	58.3%
Row 3	Totals	710	100%	537	100%

Instructions:

*Number of 8th grade students & below used in Column 3 and Column 4 calculations if applicable: 36

- 1) Determine the total number of girls enrolled, (place in Row 1, Column 1). Determine the total number of boys enrolled, (place in Row 2, Column 1).
- 2) Add the total number of girls and boys enrolled to determine total enrollment, (place in Row 3, Column 1).
- 3) Calculate the percentage of total enrollment that is female. (Divide Row 1, Column 1 by row 3, Column 1 and place in Row 1, Column 2.) Calculate the percentage of total enrollment that is male. (Divide Row 2, Column 1 by Row 3, Column 1 and place in Row 2, Column 2.) Note: Row 1, Column 2 plus Row 2, Column 2 should total 100%.
- 4) Ask the head coaches to review the most updated eligibility or squad lists for their teams. Ask coaches to confirm the names of those individuals who are on the team as of the first **date of competition**, and cross out the names of those who were cut from the team or quit the team prior to the first competitive event. Determine the total number of interscholastic athletics participants that are girls, (and place in Row 1, Column 3). In order to determine the total number of athletics participants, an individual should be counted each time he or she participates on a team. For example, if Jane Doe competes on the varsity volleyball team, the junior varsity volleyball team, the junior varsity basketball team, and the varsity softball team, she should be counted as four participants (**do not include club or intramural sports participants, cheerleaders, dance teams, or pom squads**). Calculate the same way for boys and girls. * In addition, should 8th grade students and below play on a Freshman, Junior Varsity, or Varsity team, they should also be counted for each team and sport on which they participate. If applicable, please asterisk the above notation as to how many 8th grade students & below are included in the totals. Using the same procedure, determine the total number of interscholastic athletic participants that are boys, (and place in Row 2, Column 3). Add Row 1, Column 3 plus Row 2, Column 3 to get total participants and place in Row 3, Column 3.
- 5) Calculate the percentage of female participation. (Row 1, Column 3 divided by Row 3, Column 3 and place in Row 1, Column 4.) Calculate the percentage of male participation. (Row 2, Column 3 divided by Row 3, Column 3 and place in Row 2, Column 4.) Note: Row 1, Column 4 plus Row 2, Column 4 should total 100%.

Note: While being within three percent is not a formal compliance standard; if the percent listed in Row 1, Column 4 is within .3% of Row 1, Column 2, then it provides a good target within which compliance is likely.

Principal's Signature: _____

Jy Elbow

Date: _____

04/01/05

2004-2005
ACCOMMODATION OF INTERESTS AND ABILITIES
SUMMARY PROGRAM CHART 2

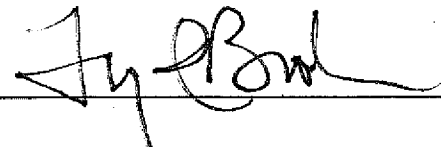
KHSAA
 Form T2
 Rev. 10/04

Participation Opportunities Test Two

		Column 1	Column 2	Column 3	Column 4	Column 5
Program		Number of Teams Currently Offered	Number of Participants	Number of Teams Added in Last Five Years	Number of Participants Added in Last Five Years	Percent of Total Participation By Sex Added in Last 5 Years
GIRLS	Row 1	varsity:	9	124		
	Row 2	j.v.:	6	90	1 – field hockey	16
	Row 3	frosh:	1	10		
	Row 4	total:	16	224	1	16
BOYS	Row 5	varsity:	10	187		
	Row 6	j.v.:	6	93	1 – wrestling	13
	Row 7	frosh:	2	33		
	Row 8	total:	18	313	1	13

- 1) For Column 1, list the number of interscholastic teams offered for girls and boys at each competitive level (varsity, junior varsity, and freshman). For girls, total each of the entries in Rows 1, 2, and 3 into Row 4. For boys, total Rows 5, 6, and 7 into Row 8.
- 2) For Column 2, list the number of participants at each level. For girls, total each of the entries in Rows 1, 2, and 3 into Row 4. For boys, total Rows 5, 6, and 7 into Row 8. **Note:** The totals in Row 4 for girls and in Row 8 for boys must be the same as the totals in Form T-1, Column 3, Rows 1 and 2 respectively.
- 3) For Column 3, list the number of interscholastic teams that have been added in the last five years at each competitive level. Count each team added during the 5 year period only one time. e.g. Girl's junior varsity soccer was added 3 years ago, count the team only once, not 3 times. For girls, total the entries in Rows 1, 2, and 3 into Row 4. For boys, total Rows 5, 6, and 7 into Row 8.
- 4) For Column 4, list the number of participants that are currently on each level of the teams that were added in the last five years. If a team was added previously but no longer exists, there are no current participants to be added for that team. For girls, total the entries in Rows 1, 2, and 3 into Row 4. For boys, total Rows 5, 6, and 7 into Row 8.
- 5) For Column 5, calculate the percentage of participants that have been added in the last five years. For girls, take the number in Column 4, Row 4 and divide by the number in Column 2, Row 4. For boys, take the number in Column 4, Row 8 and divide it by the number in Column 2, Row 8.

Note: If the percentage of current participants added in the last five years is 25% or greater, compliance with test two may be possible. If less than 25%, then compliance with test three should be analyzed. **CAUTION:** 25% is not a formal compliance standard.


Principal's Signature:  Date: 04/01/05

2004-2005
ACCOMMODATION OF INTERESTS AND ABILITIES
SUMMARY PROGRAM CHART 3

Participation Opportunities Test Three

FOR ANY QUESTION ANSWERED "YES" IDENTIFY THE RESPECTIVE SPORT(S).

	GIRLS (Yes / No)		BOYS (Yes / No)
1. For a sport not currently played at the interscholastic level (varsity, junior varsity, or freshman) in your school, is there an intramural team offered for that sport?	Yes – lacrosse (club)		Yes – lacrosse (club)
2. For a sport <u>not</u> currently offered in your interscholastic athletics program, is there sufficient interest to form a viable interscholastic team based on participation on an intramural team or community recreation teams?	Yes – lacrosse		Yes - lacrosse
3. For a sport <u>not</u> currently offered, is there sufficient interest, based on your most recent Student Interest Survey, to form a viable interscholastic team based on student responses from the interscholastic survey? If yes, what sport?	No		No
4. For a sport currently offered at the varsity level only, is there sufficient interest, based on your most recent Student Interest Survey, to form a viable team for a junior varsity or freshman team that is not currently offered?	Yes – 9 th Grade Soccer		Yes – 9 th Grade Soccer
5. For a sport currently offered at the junior varsity or freshman level is there sufficient interest, based on your most recent Student Interest Survey, to form a varsity team not currently offered?	Yes – field hockey		No
6. If you answered YES to question (1), (2), (3), (4), or (5), are there enough high schools in your geographic area offering the sport (at the appropriate level) to allow for the development of a reasonable schedule of competition?	Yes		Yes

Principal's Signature:  Date: 04/01/05

2004-2005
ACCOMODATION OF INTERESTS AND ABILITIES
SUMMARY PROGRAM CHART 4

Levels of Competition Test One

		Column 1	Column 2	Column 3
Girls	Team Levels	Number of Teams Currently Offered	Number of Participants	Percentage of Participants at Each Level
Row 1	varsity:	9	124	55.4 %
Row 2	j.v.:	6	90	40.2 %
Row 3	frosh:	1	10	4.5 %
Row 4	total:	16	224	100%
Boys				
Row 5	varsity:	10	187	59.7 %
Row 6	j.v.:	6	93	29.7 %
Row 7	frosh:	2	33	10.5 %
Row 8	total:	18	313	100%

- 1) Column 1, list the number of interscholastic teams offered for girls and boys at each competitive level; varsity, junior varsity, and freshman. (Refer to Form T-2, Accommodation of Interests and Abilities, Summary Program Chart 2, Column 1.)
- 2) For Column 2, list the number of participants at each level. For girls, total the entries in Rows 1, 2, and 3 into Row 4. For boys, total the entries in Rows 5, 6, and 7 into Row 8. (Refer to Form T-2, Accommodation of Interests and Abilities, Summary Program Chart 2, Column 2.)
- 3) For Column 3, calculate the percentage of female and male participants at each level.
For girls' varsity, junior varsity, and frosh, respectively:
 - Divide Column 2, Row 1 by Column 2, Row 4, and place the percentage in Column 3, Row 1.
 - Divide Column 2, Row 2 by Column 2, Row 4, and place the percentage in Column 3, Row 2.
 - Divide Column 2, Row 3 by Column 2, Row 4, and place the percentage in Column 3, Row 3.
 -
 For boys' varsity, junior varsity, and frosh, respectively:
 - Divide Column 2, Row 5 by Column 2, Row 8, and place the percentage in Column 3, Row 5.
 - Divide Column 2, Row 6 by Column 2, Row 8, and place the percentage in Column 3, Row 6.
 - Divide Column 2, Row 7 by Column 2, Row 8, and place the percentage in Column 3, Row 7.

Principal's Signature:  Date: 04/01/05

**2004-2005
BUDGETED AND ACTUAL EXPENDITURES - PROGRAM COMPARISON CHART
TO INCLUDE BOOSTER CLUB FUNDING**

	equipment and supplies	travel	awards	coaches' salaries (to include supplemental and extended employment)	facilities improvements	publications (if sport-specific)
	Expenditures	Expenditures	Expenditures	Expenditures	Expenditures	Expenditures
G basketball <i>V JV / F</i>	\$ 9,908.47	\$ 2,622.66	\$ 209.30	\$ 19,019.05	\$ 1,026.75	
B basketball	\$ 14,367.90	\$ 2,436.75	\$ 403.25	\$ 11,409.28	\$ 1,026.75	
G softball <i>V JV</i>	\$ 11,146.40 <i>12</i>	\$ 2,738.66	\$ 47.80	\$ 3,375.36		
B baseball	\$ 21,961.48 <i>2</i>	\$ 3,436.02	\$ 0.00	\$ 4,060.12		
G cross country <i>V JV</i>	\$ 3,418.80	\$ 1,664.91	\$ 130.99	\$ 2,928.36		
B cross country	\$ 3,418.80	\$ 1,664.91	\$ 130.99	\$ 2,928.36		
G golf <i>V</i>	\$ 1,427.37	\$ 0.00	\$ 23.49	\$ 1,422.65		
B golf	\$ 1,750.00	\$ 0.00	\$ 145.41	\$ 1,691.48		
G soccer <i>V JV / F</i>	\$ 5,430.00 (unis?)	\$ 877.01	\$ 246.10	\$ 3,414.36	\$ 167.49	
B soccer	\$ 3,916.30 (unis?)	\$ 1,206.89	\$ 159.40	\$ 3,589.82	\$ 167.49	
G swimming <i>V</i>	\$ 514.24	\$ 309.78	\$ 32.50	\$ 2,056.35		
B swimming	\$ 514.24	\$ 309.78	\$ 32.50	\$ 2,056.35		

1. Total expenditures on T-35 and T-36 on the 2004-2005 year report due by April 15, 2005, should reflect the total monies spent (rounded off to nearest hundred) for the entire year of 2003-2004 ending June 30, 2004.

2. Booster Club Funding/Contributions must be included in the expenditures total.

Principal's Signature: *J. Elford* Date: *09/01/05*

2004-2005

KHSAA
Form T-36
REV. 10/04

**BUDGETED AND ACTUAL EXPENDITURES - PROGRAM COMPARISON CHART 2
TO INCLUDE BOOSTER CLUB FUNDING**

Teams	equipment and supplies	travel	awards	coaches' salaries (to include supplemental and extended employment)	facilities improvements	publications (if sport-specific)
	Expenditures	Expenditures	Expenditures	Expenditures	Expenditures	Expenditures
G track ✓	\$ 2,985.70	\$ 452.32	\$ 30.50	\$ 5,191.70		
B track	\$ 2,985.70	\$ 452.32	\$ 30.50	\$ 5,191.70		
G tennis ✓	\$ 1,830.71	\$ 0.00	\$ 90.80	\$ 1,830.75		
B tennis	\$ 945.71	\$ 0.00	\$ 44.85	\$ 1,830.75		
G volleyball ✓ JV	\$ 4,942.45	\$ 2,054.58	\$ 202.15	\$ 2,251.45	\$ 1,026.75	
B wrestling	\$ 14,657.95	\$ 2,388.99	\$ 89.75	\$ 5,290.62	\$ 1,026.75	
G (list sport)						
B (football)	\$ 26,281.38	\$ 5,478.04	\$ 473.86	\$ 24,681.90	\$ 167.50	
G (list sport)						
B (list sport)						

1. Total expenditures on T-35 and T-36 on the 2004-2005 year report due by April 15, 2005, should reflect the total monies spent (rounded off to nearest hundred) for the entire year of 2003-2004 ending June 30, 2004.

2. Booster Club Funding/Contributions must be included in the expenditures total.

3. Indicate percentage of total expenditures for each gender: Total Expenditures \$ 273,347.85 % for/boys 64.5 % for girls 35.5

Principal's Signature: *[Signature]* Date: 04/01/05

2004-2005 KHSAA TITLE IX ATHLETICS AUDIT

KHSAA
Form T41
Rev. 10/04

Checklist - Overall Interscholastic Athletics Program

DIRECTIONS:

For the Areas of Compliance (Opportunities and Benefits) listed on the left hand side of the page, place a checkmark under the appropriate column identifying whether your school provided an advantage to the Girls' Program, or to the Boys' Program or to Neither Program.

Areas of Compliance:	ADVANTAGE TO:		
	GIRLS' PROGRAM	BOYS' PROGRAM	NEITHER PROGRAM
OPPORTUNITIES			
Accommodation of Interest and Abilities	Addition of JV Field Hockey	Addition of JV Wrestling	X
BENEFITS			
Equipment and Supplies			X
Scheduling of Games and Practice Time			X
Travel and Per Diem Allowances			X
Coaching			X
Locker Rooms, Practice and Competitive Facilities			X
Medical and Training Facilities and Services			X
Publicity			X
Support Services			X
Athletic Scholarships	N / A	N / A	N / A
Tutoring			X
Housing and Dining Facilities and Services	N / A	N / A	N / A
Recruitment of Student Athletes	N / A	N / A	N / A

Principal's Signature: _____



Date: _____

04/01/05

SCHOOL NAME

2004-2005
TITLE IX

KHSAA
Form T60
Rev. 10/04

North Oldham High School

CORRECTIVE ACTION PLAN

DIRECTIONS:

1. For Column 1, indicate the intended area which needs corrective action in order to achieve gender equity. For Column 2, write the suggested change or activities that will correct the area in need of alteration. For Column 3, include the estimated completion date for the changes or activities.
2. It is possible to attain compliance with Title IX and no longer need "corrective" action. However, the KHSAA strongly encourages compliant schools to identify items for improvement (Column 1), activities to accomplish the improvement (Column 2) and a timetable for completion (Column 3) that will strengthen the athletic program.
3. You may copy this form as needed. Please attach corrective action plans along with audit forms and submit by April 15, 2005.

COLUMN 1	COLUMN 2	COLUMN 3
ITEM FOR CORRECTION/ IMPROVEMENT	SUGGESTED CHANGE/ ACTIVITIES	TIME TABLE FOR CORRECTIVE ACTION/ COMPLETION
Scheduling of Games	Continue closely monitoring of "prime time" playing opportunities for basketball teams	2005/06
Sports Teams Opportunities	Establish a field hockey team at the varsity level	Following the 2005 fall season (approx. 11/05)
Sports Teams Opportunities	Evaluate boys' and girls' soccer programs to see if there are numbers for 9 th grade teams for either or both genders	2005/06
Sports Teams Opportunities	Addition of a girls' lacrosse team for NOHS & evaluate the viability of adding a boys' lacrosse team if numbers allow	2005/06
Facilities	Addition of new, on-campus practice facilities for boys' soccer, girls' soccer, football, lacrosse & field hockey	2005/06

Principal's Signature:

Date: 04/01/05

Email Message

Date: 17-Nov-2004 07:22 -0500
 From: LBOUCHER (Larry Boucher)
 To: awjackson@alltel.net, coachbo@charter.net, fgedwards@qx.net, gkg@mis.net, mm1327@qx.net, rewood.1@netzero.com, TITLE9
 Copies-to: WENGLER
 Subject: (fwd) (fwd) primetime basketball games
 Re-Sent-By: LBOUCHER (Larry Boucher) ; on 17-Nov-2004 07:22 -0500
 Date: 16-Nov-2004 15:52 -0500
 From: LBOUCHER (Larry Boucher)
 To: awjackson@alltel.net, coachbo@charter.net, fgedwards@qx.net, gkg@mis.net, mm1327@qx.net, rewood.1@netzero.com, TITLE9
 Subject: (fwd) primetime basketball games
 Re-Sent-By: LBOUCHER (Larry Boucher) ; on 16-Nov-2004 15:52 -0500

FYI
 -----Original Message-----
 Date: 16-Nov-2004 15:52 -0500
 From: LBOUCHER (Larry Boucher)
 Subject: (fwd) primetime basketball games

*North Oldham Title IX
 Prime time*

-----Original Message-----
 Date: Tue, 16 Nov 2004 11:22:24 -0500
 From: "Wallace, Craig" <CWALLACE@Oldham.k12.ky.us>
 Subject: primetime basketball games

Ms. DeVries & Mr. Boucher - I am writing to inform you that two of our home boys' basketball games have been moved from a Friday to a non-primetime day of the week in order to become compliant with KHSAA Title IX policies. The boys' game versus Gallatin County on January 21 has been moved to February 24, a Thursday. Also, the boys' game versus Bullitt Central on February 11 has been moved up one day to the 10th which is also a Thursday. Our girls' team will play three of their twelve regular season home games in primetime and the boys' team will play three of their eleven regular season home games in primetime. Anne Coorssen, our school district's legal counsel, informed me via e-mail that Mr. Boucher informed her that if we could make these changes by November 17, then KHSAA would be glad to waive the intended penalty. I appreciate you allowing us to rectify the situation prior to the enforcement of the penalty. This oversight on my part is in no way indicative of our attitude regarding female sports at North Oldham High School. Our female sports have been some of our most successful in the short history of our school with our cross country winning back-to-back regional titles a couple of weeks ago and our volleyball team coming within one win of qualifying for the state championships last month. This year, we became the first school in our district to begin a field hockey program at the high school level. You can be sure that we will continue to place a strong emphasis on female participation in high school athletics at North Oldham High School. Again, thank you for allowing us to correct the problem ahead of time. If you have any questions, please feel free to contact me.

Craig Wallace
 Athletics Team Leader
 North Oldham High School
 (502)228-9998 ext. 318

*as of Nov. 17th 2005
 4490 = Prime girls
 3390 = Prime boys*

This T3 form
replaces the T3 form
in the 04-05 Annual
Report

RW

KHSAA

2005-2006
ACCOMMODATION OF INTERESTS AND ABILITIES
SUMMARY PROGRAM CHART 3

Participation Opportunities Test Three

FOR ANY QUESTION ANSWERED "YES" IDENTIFY THE RESPECTIVE SPORT(S).

	GIRLS (Yes / No)		BOYS (Yes / No)
1. For a sport not currently played at the interscholastic level (varsity, junior varsity, or freshman) in your school, is there an intramural team offered for that sport?	NO		NO
2. For a sport <u>not</u> currently offered in your interscholastic athletics program, is there sufficient interest to form a viable interscholastic team based on participation on an intramural team or community recreation teams?	NO		NO
3. For a sport <u>not</u> currently offered, is there sufficient interest, based on your most recent Student Interest Survey, to form a viable interscholastic team based on student responses from the interscholastic survey? If yes, what sport?	NO		NO
4. For a sport currently offered at the varsity level only, is there sufficient interest, based on your most recent Student Interest Survey, to form a viable team for a junior varsity or freshman team that is not currently offered?	NO		NO
5. For a sport currently offered at the junior varsity or freshman level is there sufficient interest, based on your most recent Student Interest Survey, to form a varsity team not currently offered?	NO		NO
6. If you answered YES to question (1), (2), (3), (4), or (5), are there enough high schools in your geographic area offering the sport (at the appropriate level) to allow for the development of a reasonable schedule of competition?	NO		NO

Principal's Signature: Shelle Seitz Date: 11-16-05



NORTH OLDHAM CAMPUS
North Oldham Middle School * North Oldham High School

Title IX

August 31, 2005

Bridget DeVries
2280 Executive Dr.
Lexington, Ky 40505

Dear Ms. DeVries,

In reference to the KHSAA Title IX Annual Report Submission Status Report I have reviewed the recommendations made and would like to share the following.

The Gender Equity Review Committee will be meeting the fall, winter and spring. I will make sure that we have at least two students on this committee and that meetings will be held when they are able to attend.

Regarding participation at the current time we have 10 sports being offered to both male and female students. This does not include dance and cheerleading for females, which would make 12 for the females. We have a Field Hockey team, which is in its second year of playing a JV schedule, and will begin playing a varsity schedule in the 2006-2007 school year. The reason they are playing a JV schedule for the second year is because we have a very young team made up of only a few upper classman and many 8th and 9th graders. We have also started a middle school field hockey program so this should help our numbers for the girls.

We also have started this year a freshman girl's soccer team that is playing 6 games this year. This has been the first year that we have had the numbers to have a freshman team. In the past our freshman were playing JV or Varsity.

Looking at the number of various sports that we offer to girls and boys I would like to know what sports other schools offer to their girls that we do not offer. At the present time we have girls involved in all of the sports that are currently sanctioned by the KHSAA. Being a new school, 3rd year, I realize our numbers for the girl's programs are not as high as I wish they were but it is growing each year. If you have suggestions I would like to have your thoughts.

The committee will be reviewing the expenditures that go out for the girl's and boy's programs to see how we can be more equitable in the two programs.



NORTH OLDHAM CAMPUS
North Oldham Middle School * North Oldham High School

I appreciate very much the recommendations made and look forward to making progress towards the recommendations in the near future.

Sincerely,

Tom Clemons- Athletic Director